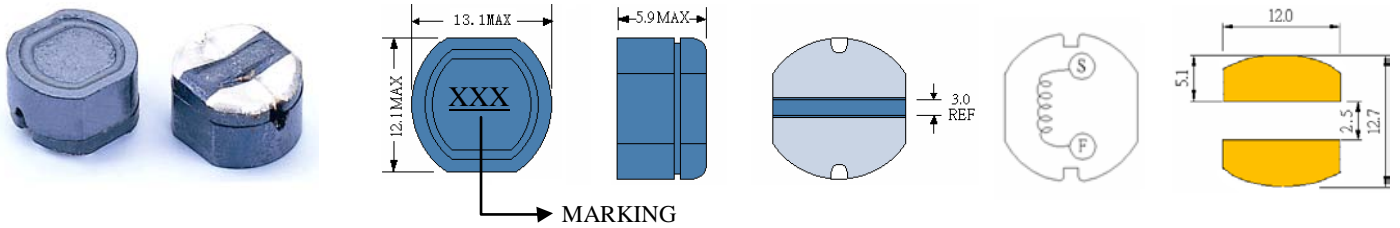


# SCR125B

## SMD POWER INDUCTORS



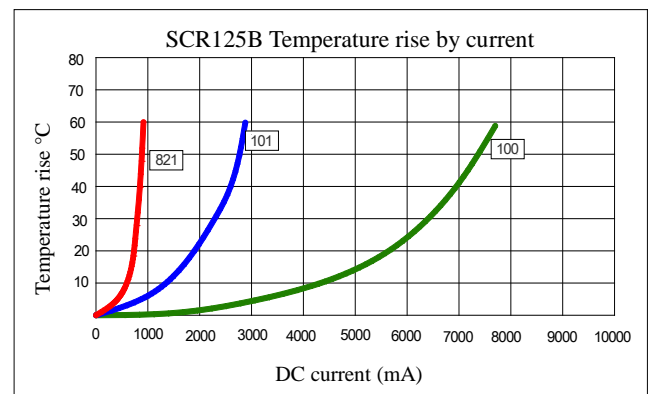
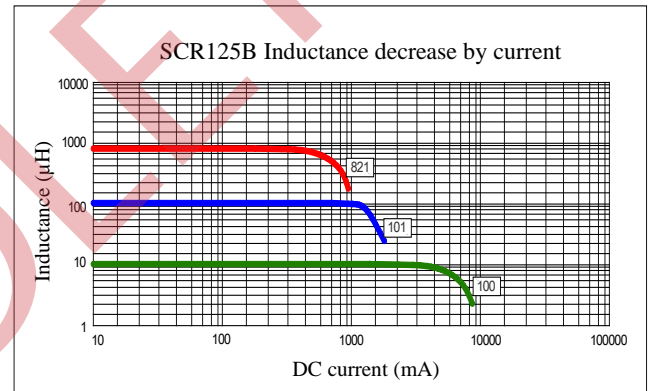
### • Features

1. Magnetically shielded construction
2. Excellent Power Density
3. Engineered to Provide High Efficiency

## ELECTRICAL CHARACTERISTICS



Part Number	Inductance (uH) (1)	Test Frequency	DC Resistance (Ω MAX) (2)	Saturation Current <sup>(3)</sup> (A)	Temperature Current <sup>(4)</sup> (A)
SCR125B-100	10	2.52KHZ	0.05	2.65	6.00
SCR125B-120	12	2.52KHZ	0.05	2.50	5.40
SCR125B-150	15	2.52KHZ	0.06	2.45	5.10
SCR125B-180	18	2.52KHZ	0.06	2.40	4.80
SCR125B-220	22	2.52KHZ	0.07	2.20	4.32
SCR125B-270	27	2.52KHZ	0.08	2.00	3.88
SCR125B-330	33	2.52KHZ	0.10	1.80	3.49
SCR125B-390	39	2.52KHZ	0.11	1.62	3.14
SCR125B-470	47	2.52KHZ	0.12	1.50	2.82
SCR125B-560	56	2.52KHZ	0.15	1.38	2.67
SCR125B-680	68	2.52KHZ	0.17	1.26	2.53
SCR125B-820	82	2.52KHZ	0.20	1.14	2.40
SCR125B-101	100	1KHZ	0.25	1.05	2.28
SCR125B-121	120	1KHZ	0.28	0.95	2.17
SCR125B-151	150	1KHZ	0.40	0.85	2.05
SCR125B-181	180	1KHZ	0.48	0.77	1.95
SCR125B-221	220	1KHZ	0.52	0.70	1.75
SCR125B-271	270	1KHZ	0.70	0.63	1.57
SCR125B-331	330	1KHZ	0.80	0.57	1.33
SCR125B-391	390	1KHZ	1.08	0.52	1.13
SCR125B-471	470	1KHZ	1.20	0.48	1.01
SCR125B-561	560	1KHZ	1.34	0.44	0.91
SCR125B-681	680	1KHZ	1.78	0.40	0.81
SCR125B-821	820	1KHZ	2.00	0.36	0.74



(1). Inductance tolerance  $\pm 20\%$  tested at 0.25V, 0ADC and 25°C

(2). DCR measured at 25°C.

(3). The DC current at which the inductance decreases by 25% from its initial value (10uH-18uH) or 20% from its initial value (22uH-820uH).

(4). The DC current that results in a 40°C temperature rise from 25°C ambient.

[Click here for QUANTITY PER REEL & PACKING INFORMATION](#)

Custom versions available upon request.