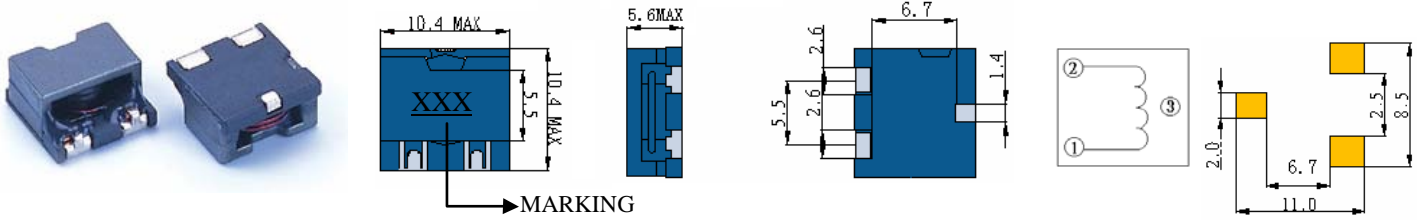


# SCEP105H

## SMD POWER INDUCTORS



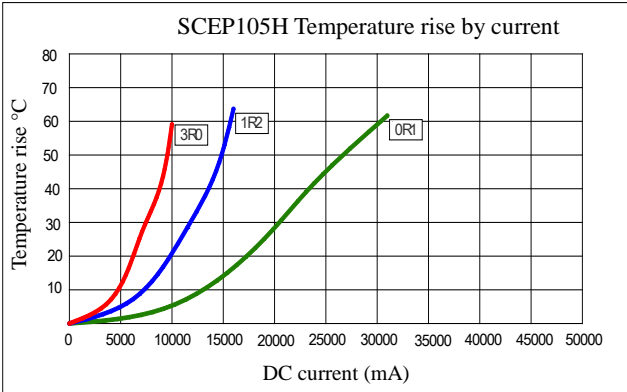
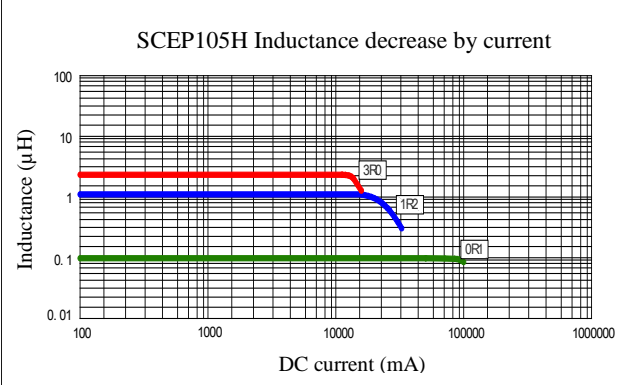
### • Features

- 1 Excellent Power Density
- 2 Engineered to Provide High Efficiency

## ELECTRICAL CHARACTERISTICS



Part Number	Inductance (uH) (1)	Test Frequency	DC Resistance (Ω MAX) (2)	Saturation Current (3) (A)	Temperature Current (4) (A)
SCEP105H-R15	0.15	100KHZ	2.6m	55.0	20.0
SCEP105H-R30	0.3	100KHZ	3.2m	40.0	18.8
SCEP105H-R50	0.5	100KHZ	4.1m	30.4	15.0
SCEP105H-R80	0.8	100KHZ	5.3m	25.2	13.5
SCEP105H-1R2	1.2	100KHZ	8.0m	21.0	11.0
SCEP105H-1R5	1.5	100KHZ	10.5m	18.0	8.5
SCEP105H-2R0	2.0	100KHZ	12.4m	15.8	8.0
SCEP105H-2R5	2.5	100KHZ	18.0m	14.0	7.8
SCEP105H-3R0	3.0	100KHZ	23.8m	12.6	7.2



- (1). Inductance tolerance for 0.15uH~0.3uH: ±30%, for 0.5uH~3.0uH: ±20%. Tested at 0.25V, 0ADC and 25°C
- (2). DCR measured at 25°C.
- (3). The DC current at which the inductance decreases by 25% from its initial value.
- (4). The DC current that results in a 40°C temperature rise from 25°C ambient.

[Click here for QUANTITY PER REEL & PACKING INFORMATION](#)

Custom versions available upon request.

© 2019 Signal Transformer – Specification subject to change without notice. 12.19