SCNR3015

SMD POWER INDUCTORS

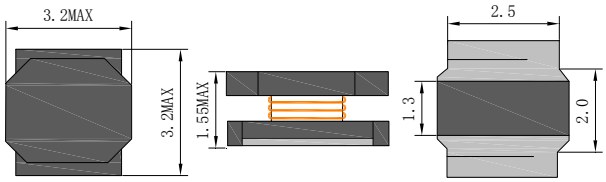

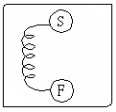

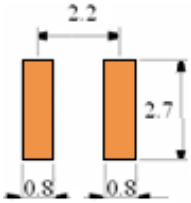

● Features

1. Open frame construction.

ELECTRICAL CHARACTERISTICS

Part Number	Inductance (uH) (1)	Test Frequency	DC Resistance (Ω MAX) (2)	Saturation Current (3) (A)	Temperature Current (4) (A)
SCNR3015-1R0	1.0	100KHZ	38m	2.10	1.80
SCNR3015-1R5	1.5	100KHZ	60m	1.80	1.60
SCNR3015-2R2	2.2	100KHZ	90m	1.48	1.30
SCNR3015-3R3	3.3	100KHZ	132m	1.21	1.15
SCNR3015-4R7	4.7	100KHZ	180m	1.02	0.95
SCNR3015-6R8	6.8	100KHZ	250m	0.87	0.90
SCNR3015-100	10	100KHZ	360m	0.70	0.70
SCNR3015-150	15	100KHZ	528m	0.56	0.55
SCNR3015-220	22	100KHZ	820m	0.47	0.49
SCNR3015-330	33	100KHZ	1.20	0.39	0.40
SCNR3015-470	47	100KHZ	1.64	0.32	0.34

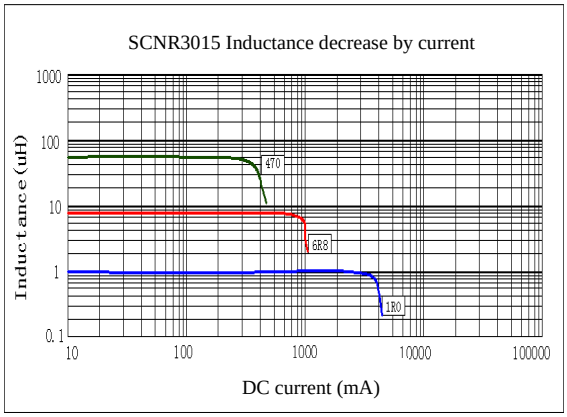

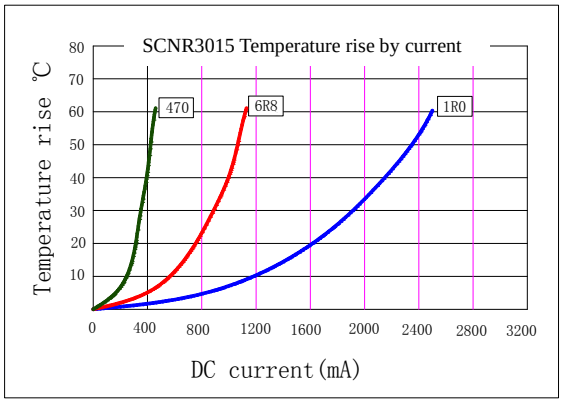

(1). Inductance tested at 0.25V, 0ADC and 25℃.
Tolerance of inductance: 1.0uH-1.5uH:±30% (N).
2.2uH-47uH:±20% (M).
(2).DCR measured at 25℃.
(3).The DC current at which the inductance decreases by 10% from its initial value.
(4).The DC current that results in a 40℃ temperature rise from 25℃ ambient.

Click here for QUANTITY PER REEL & PACKING INFORMATION

Custom versions available upon request.

© 2019 Signal Transformer –Specification subject to change without notice. 12.19

128 Atlantic Avenue, Lynbrook, NY 11563
Toll Free 866-239-5777 • Tel 516-239-5777 • Fax 516-239-7208
Sales@signaltransformer.com • techhelp@signaltransformer.com